

## Year 11 (2022/2023) Actual Results

Whole Cohort

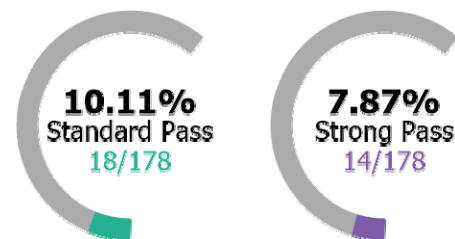
### Pupils

178 Pupils 0 Boys 178 Girls

### Baccalaureate

32

32 Pupils Entered - 17.98%



### Baccalaureate Subjects

	Eng	Ma	Sci	Hums	Lang
Entries	168	172	172	120	50
	94%	97%	97%	67%	28%
Standard	143	117	92	76	30
	80%	66%	52%	43%	17%
Strong	112	67	57	53	25
	63%	38%	32%	30%	14%

### Summary

3.54 -0.57 -0.31 -0.25

APS Sci VA Hums VA Lang VA

### English

	Entries	9 to 7	9 to 5	9 to 4
	174	32	113	144
Pupils	97.75%	17.98%	63.48%	80.90%
Entries	-	18.39%	64.94%	82.76%

### Maths

	Entries	9 to 7	9 to 5	9 to 4
	174	27	67	117
Pupils	97.75%	15.17%	37.64%	65.73%
Entries	-	15.52%	38.51%	67.24%

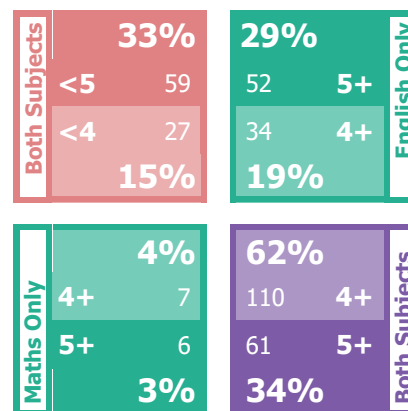
### Science

		Pupils	Entries
1 Science	174	97.75%	-
Grade 4+	93	52.25%	53.45%
2 Sciences	173	97.19%	-
Grade 4+	92	51.69%	53.18%
3 Sciences	27	15.17%	-
Grade 4+	27	15.17%	100.00%
Bio/Chem/Phys	27	15.17%	-
Grade 4+	27	15.17%	100.00%

### MFL

		Pupils	Entries
1 MFL Entry	50	28.09%	-
Grade 4+	30	16.85%	60.00%
2 MFL Entries	0	0.00%	-
Grade 4+	0	0.00%	0.00%

### English & Maths Threshold

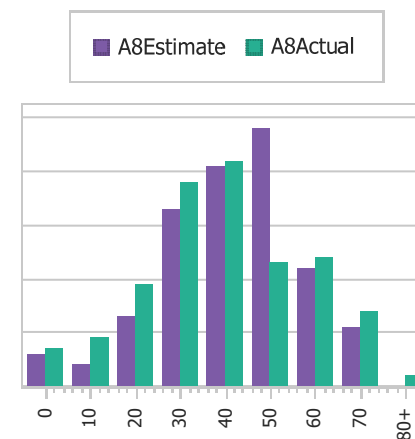


174 Pupils Entered - 97.75%

### Entries

9 to 8 - inc A*'s	(6.63%)
93	
9 to 7 - inc A*-A	(15.55%)
218	
9 to 5 - inc A*-B	(47.86%)
671	
9 to 5 - inc A*-C	(48.29%)
677	
9 to 4 - inc A*-C	(66.98%)
939	
Total	1402.00
Average	7.88

### Progress 8



English  
Maths  
EBacc  
Other

### A8

9.81  
8.3  
11.75  
13.86

### P8

-0.2  
-0.54  
-0.66  
-0.17

### Overall

43.72

-0.4

### Filled Slots

138

77.53%

### Performance

### 5 A\* to C

Inc EnMa (4+):  
Inc EnMa (5+):

### Pupils

112  
103  
61

### Percent

62.92%  
57.87%  
34.27%

### 5 Grade 5+

Inc EnMa:

70

59

39.33%

33.15%